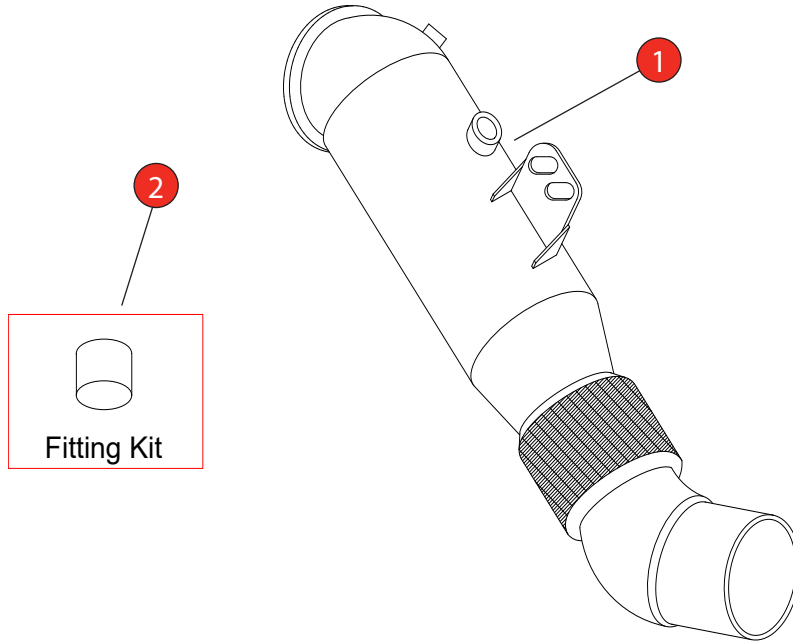


Car	Toyota Supra A90 3.0T Non GPF (ROW)	Part No.	STYX012
Year	2019-Current	Fit Kits	386FK
Notes	Where not supplied use original fittings Vacuum blanking cap supplied for GPF models	Features	Pipe Diameter:- 125mm


Estimated Fitting Time: 1 Hour



NO.	PART NO.	DESCRIPTION	QTY
1	938BM	Sports Cat Downpipe	1
Fit Kit			
2	386FK	Black Silicone Vacuum Blanking Cap - 8mm	1

CLASSIFICATION	Motorsport Use Only
HOMOLOGATED	No
DATE	18/07/2024
ISSUE	00
AUTHORISED	G O'Shea


NOTE: ENSURE SCORPION SYSTEM IS CLEAR OF MOVING PARTS AND ALL ORIGINAL FUNCTIONS WORK CORRECTLY.



STAY CONNECTED TO RED POWER.

Car	Toyota Supra A90 3.0T Non GPF (ROW)	Part No.	STYX012
Year	2019-Current	Fit Kits	386FK
Notes	Where not supplied use original fittings Vacuum blanking cap supplied for GPF models	Features	Pipe Diameter:- 125mm

Estimated Fitting Time: 1 Hour 30



**Blanking Cap Instructions
(GPF models only):**


Locate the vacuum line running between the downpipe and the pressure sensor on the engine.

Remove the vacuum line from the sensor.

Push the blanking cap onto the sensor port that the vacuum pipe was on.



Gasket:
Remove the gasket from the original downpipe and re-install on the Scorpion downpipe



STAY CONNECTED TO RED POWER.