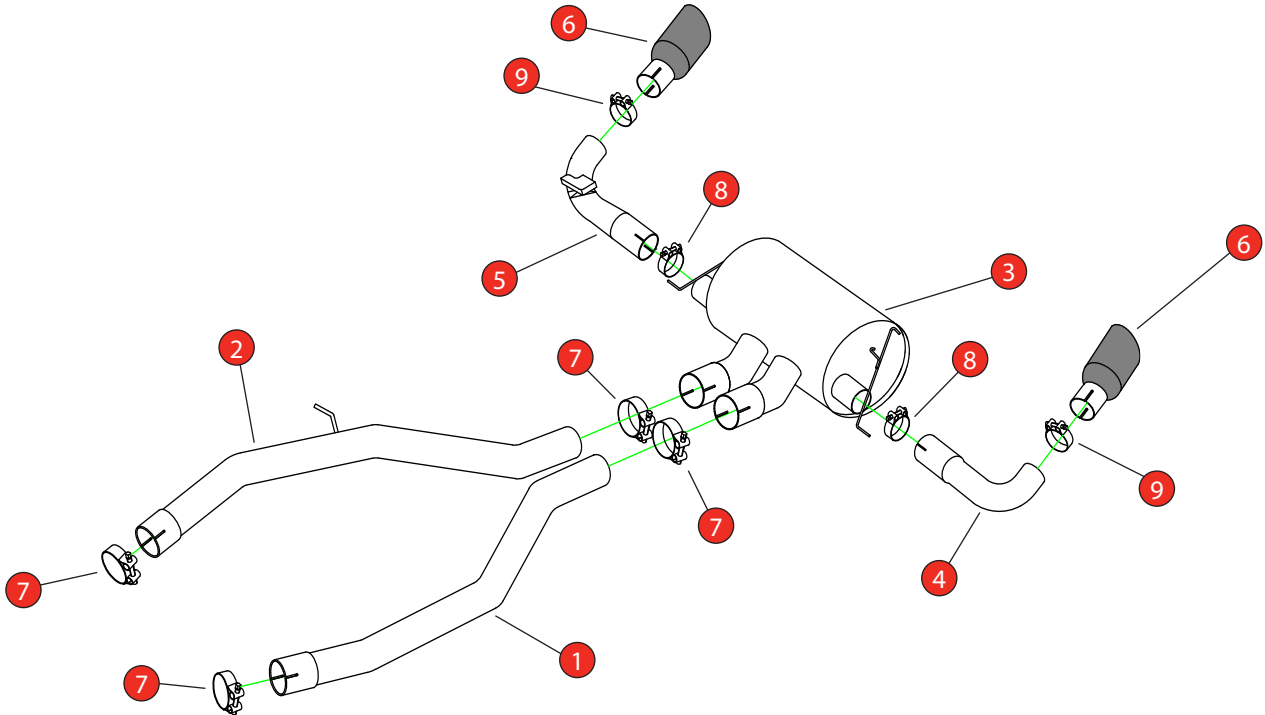


Car	Toyota Supra A90 3.0T GPF Models	Part No.	STYS011CF
Year	2019-Current	Fit Kits	467FK
Notes	Where not supplied use original fittings	Features	Pipe Diameter:- 70mm


Estimated Fitting Time: 90 Minutes



NO.	PART NO.	DESCRIPTION	QTY
1	059TY	70mm L/H Link Pipe	1
2	060TY	70mm R/H Link Pipe	1
3	061TY	70mm Rear Silencer	1
4	062TY	L/H Trim Bend	1
5	063TY	R/H Valved Trim Bend	1
6	Z023.10162	115mm Carbon Fibre Ascari Trim	2
Fit Kit: 467FK			
7	Z016.10063	74mm H/D Clamp	4
8	Z016.10070	66mm H/D Clamp	2
9	Z016.10064	63 - 68mm Clamp	2

DATE	27/06/2024
ISSUE	00
AUTHORISED	G O'Shea


NOTE: ENSURE SCORPION SYSTEM IS CLEAR OF MOVING PARTS AND ALL ORIGINAL FUNCTIONS WORK CORRECTLY.



STAY CONNECTED TO RED POWER.

Car	Toyota Supra A90 3.0T GPF Models	Part No.	STYS011CF
Year	2019-Current	Fit Kits	467FK
Notes	Where not supplied use original fittings. Original system requires cutting.	Features	Pipe Diameter:- 70mm

Estimated Fitting Time: 90 Minutes



Cutting Instructions

We recommend removing the original exhaust from the car before cutting.

Locate the indents on both sides of the original system.

Cut the system through the indents. Once cut, de-bur the edges and re-fit the front GPF section to the car.

Note: If fitting at same time as STYP011, there is no need to cut the original exhaust.



STAY CONNECTED TO RED POWER.