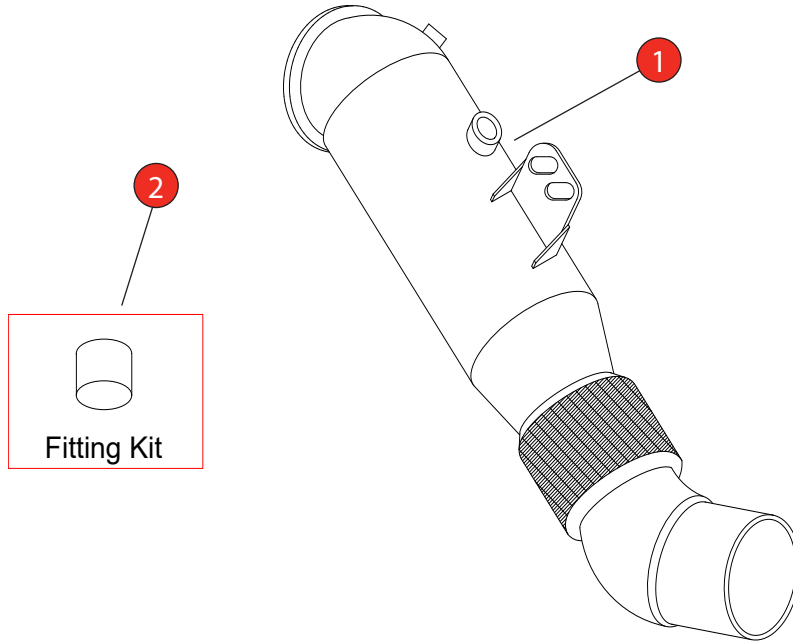


Car	BMW M140i / M240i / 340i / 440i, incl XDrive BMW 540i incl. XDrive / BMW 740i incl. XDrive	Part No.	SBMX102
Year	See Table Below	Fit Kits	386FK
Notes	Where not supplied use original fittings Vacuum blanking cap supplied for GPF models	Features	Pipe Diameter:- 125mm

Estimated Fitting Time: 1 Hour 30 Minutes




NO.	PART NO.	DESCRIPTION	QTY
1	938BM	Sports Cat Downpipe	1
Fit Kit			
2	386FK	Black Silicone Vacuum Blanking Cap - 8mm	1

CLASSIFICATION	Motorsport Use Only
HOMOLOGATED	No
DATE	01/08/2024
ISSUE	00
AUTHORISED	G O'Shea

NOTE: ENSURE SCORPION SYSTEM IS CLEAR OF MOVING PARTS AND ALL ORIGINAL FUNCTIONS WORK CORRECTLY.

Fitment Information


MODELS	YEARS
BMW M140i (F20, F21) including XDrive. Including GPF & Non-GPF models.	2016 - 2019
BMW M240i (F22, F23) including XDrive. Including GPF & Non-GPF models.	2016 - 2019
BMW 340i (F30, F31) including XDrive. Including GPF & Non-GPF models.	2015 - 2019
BMW 440i (F32, F33, F36) including XDrive. Including GPF & Non-GPF models.	2016 - 2020
BMW 540i (G30) including XDrive. Non-GPF models only.	2016 - 2018
BMW 740i (G11, G12) including XDrive. Non-GPF models only.	2016 - 2018



STAY CONNECTED TO RED POWER.

Car	BMW M140i / M240i / 340i / 440i, incl XDrive BMW 540i incl. XDrive / BMW 740i incl. XDrive	Part No.	SBMX102
Year	See Table	Fit Kits	386FK
Notes	Where not supplied use original fittings Vacuum blanking cap supplied for GPF models	Features	Pipe Diameter:- 125mm

Estimated Fitting Time: 1 Hour 30 Minutes



Blanking Cap Instructions
(GPF models only):

Locate the vacuum line running between the downpipe and the pressure sensor on the engine.

Remove the vacuum line from the sensor.

Push the blanking cap onto the sensor port that the vacuum pipe was on.



Gasket:
Remove the gasket from the original downpipe and re-install on the Scorpion downpipe